

KENDRIYA VIDYALAYA NO.3 MORAR CANTT
HOLIDAY ASSIGNMENT (SUMMER VACATION) – 2019-20

CLASS 4

Dear Students,

Summer Vacation is round the corner, Hurray!! Have you started listing all exciting things you will do? Visit new places, explore new surroundings and play games. Why not have fun with a little bit of learning along the way? So here's a list of some enjoyable learning activities you can do at the noon time. Do them neatly and submit them after the vacations. Here are the ways by which you can make your holidays fun and learning at the same time:

- Go for a walk, talk about things you see around. Speak in English as much as possible.
- Help parents in small household chores like dusting, cleaning and watering the plants.
- Suggested places to visit -Zoo, Railway Museum, Air Force museum, Traffic Training Park, Planetarium. Read story books in English and Hindi.

NOTE: Do all the Assignment in a neat and legible handwriting in the Homework notebook. Pasting work to be done in scrap book. **Parents are requested to just guide the children to complete the task on their own.**

ENGLISH

WEEK 1

In your summer vacations prepare a magazine with following guidelines

- Give a suitable and catchy title (name) to your magazine
- Number the page
- Design the cover / make an index
- Add and keep on adding all through your vacation poems, stories, puzzles ,pictures of places you visit, your drawings, newspaper/magazine cuttings etc

Read and learn poem "Wake up". Write degrees of comparison (refer page 5 of your English textbook)

WEEK 2

- Read any one short story book and write its review with drawings of cover page.
Name of the book: _____ Author: _____ Publisher: _____
Price: _____ Character: _____ Moral of the story: _____
- Write any one paragraph of your choice from the newspaper and pick out / encircle 5 naming and action words each and list them.
- Make word Train



WEEK 3

- Figure out the following jumbled words and write in the blanks.

- | | |
|------------------|-----------------|
| 1. KIDN: _____ | 2. RSUT: _____ |
| 3. RSHAK: _____ | 4. LEPSE: _____ |
| 5. DURM: _____ | 6. LSKCI: _____ |
| 7. PASO: _____ | 8. HDIS: _____ |
| 9. TWIREN: _____ | 10. EEDR: _____ |

- Read lesson: Neha's Alarm clock frame 5 sentences of your own using was/ were. (refer page -3)

- Pick out words from the newspaper and complete the table.

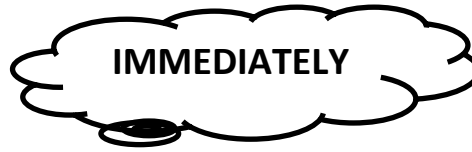
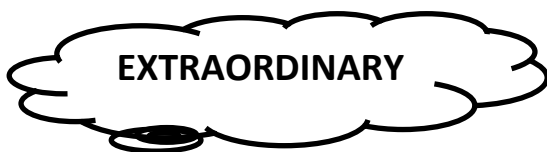
ld	rr	ss	ee	oo	tt

WEEK - 4

- Write five sentences about the given picture.



- Make new words using the letters of the given words(at least 10 each)

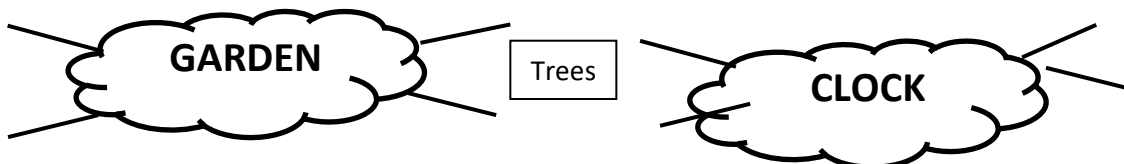


- Find out describing words and Enlist them.(at least 5)

U	C	I	T	B	E	S	M	T	A	Y	Z	W	A	X	T
D	L	O	C	T	X	M	K	C	G	W	W	N	Y	P	N
R	E	N	S	E	P	A	K	T	V	K	O	Q	E	E	E
O	R	A	T	X	E	L	T	H	G	I	L	L	F	W	R
D	F	A	M	G	N	L	H	O	T	O	Z	A	S	N	E
P	L	N	T	Q	S	G	X	R	R	W	S	X	E	Z	F
U	R	O	C	W	I	R	F	S	N	Q	I	R	F	S	F
U	F	V	M	D	V	R	U	D	A	R	K	K	X	K	I
C	H	E	A	P	E	O	H	K	O	R	P	N	K	O	D
S	D	N	E	Q	I	B	G	W	V	T	N	E	D	L	H
B	M	S	N	R	S	O	I	W	O	S	X	Y	X	D	U
W	S	U	E	P	E	Y	H	S	O	E	Q	D	T	P	G
Z	J	S	Y	L	R	A	E	P	S	L	I	G	I	B	L
P	R	E	T	T	Y	A	T	Q	K	W	G	F	Q	G	B

WEEK - 5

- Make a list of 5 opposite words each, using prefix – IM..... , UN..... , DIS.....
- Read and learn poem “NOSES” – pick out 5 sets of rhyming words.
- Make word web of related words



- Read lesson: The Fir tree. Make a cut out of a tree, paste it and write its uses.

Now complete these sentences---

- Name the member who has biggest shoe size _____
- Name the member who has smallest shoe size _____
- Name the member who has biggest shirt size _____

8---Subtract—

- a) 3721 from 4250 b) 4838 from 6959

4 WEEK

9-- -Learn and write table of 14 and 15

10—Find information about the following---

- Number of metro lines.
- Number of metro stations
- Which is the nearest metro station from your home?

5 WEEK

11 —Draw the 3D shape of a brick and fill in the blanks

- A brick has _____ faces.
- A brick has _____ vertices.
- A brick has _____ edges.

12-- The number 45 is truly awesome. To get 45 you can add 1+2+3+4+5+6+7+8+9. (Try it). Let us find fewer more ways to make a sum of 45.

- 2 Numbers ____ + ____ = 45
- 3 Numbers ____ + ____ + ____ = 45
- 4 Numbers ____ + ____ + ____ + ____ = 45
- 5 numbers ____ + ____ + ____ + ____ + ____ = 45

13—Multiply the following-__

- 45 X 26 = _____
- 36 X 24 = _____

EVS

1 WEEK

- Make 2 flash cards(½ of A-4 sheet and cardboard)
a)— Healthy food items with names

b)--- Animals that live in herd.

- Visit any place (Zoo, Post office, museum etc.). Collect and record the information.

2 WEEK

- Locate Rajasthan, Gujarat , Assam , Kerala , Jammu and Kashmir on map of India and paste it.
- Make a self-made model of Bamboo Bridge / Jugaad .
- Write 4 riddles on animals .

3 WEEK

- Colour and decorate a clay pot.
- Draw and colour Khejadi tree and write its importance in 5 lines.

4 WEEK

- Paste newspaper cutting of any 3 famous sports personalities with the name of game.
- Write recipe of fruit chaat with names of ingredients with names

5 WEEK

- Make any 3 paper birds (paper folding) and paste on A4 sheets with names.
- Watch kids Discovery channel .
- Go for a Nature Walk and write the names of trees and birds you saw on A-4 sheet with pictures.